



MAYFIELD MESSENGER



Whitsun 2021



INSIDE THIS ISSUE:

Headmaster's Foreword	2
Science.....	3
Planetarium Show.....	4
Grounds	4
Cricket	5
Sports Day	5
Swallows and Amazons	6
West Midlands Safari Park.....	8
EYFS Mini Beasts.....	10
Key Dates.....	12
Contact Details.....	12



Headmaster's Foreword



Whitsun Half-Term Round-up

Dear Parents,

We have come to the end of a mostly successful Half Term. Nationally and locally, the numbers of infections, hospital admissions and deaths are all going in the right direction, and the incredible number of vaccines being administered is continuing to rise, so I feel very optimistic that the further lifting of lockdown restrictions we have just experienced on 17th

May will hopefully lead to most, if not all, restrictions being lifted on 21st June. Accordingly, we have just had our first school trip in 15 months when Transition enjoyed a great day out at the West Midlands Safari Park, and we are planning for every year group to go on a trip after half term, including the Lower III residential trip. I am also hopeful that we will be able to hold our sports days, EYFS 'Pirates Day', Lower III play and prizegiving day, and the garden party organised by the PTA. Please see the back page of the Mayfield Messenger and the school website for a full list of upcoming dates and keep a regular eye on the school website and emails for further information, as all our events are dependent on how things progress with relaxing social restrictions and could be subject to change or cancellation.

Ever optimistic, I think we are in for a fantastic end to the school year and we all very much look forward to welcoming parents back to enjoy school events in what will be a very full diary in June and July. So, make the most of the half-term break, everyone, re-charge your batteries, enjoy family time, keep social distancing, washing hands regularly, wearing masks, keep being careful and I look forward to seeing you back in school from 14th June.

Best wishes,

Mr M. Draper

Headmaster

Science

Lower II have been studying plants this half term in Science and herbs in Design Technology. They have learnt about the life cycle of flowering plants, dissected flowers, experimented with what plants need to grow and have been designing herb pots inspired by the artist Romero Britto to grow their own herbs. They had lots of fun trying a variety of herbs.



Planetarium Show


On Friday 30th April Upper School classes were able to join in a virtual planetarium experience today provided by Birmingham Thinktank Museum. Pupils learnt about star constellations, planets, and satellites.



Grounds

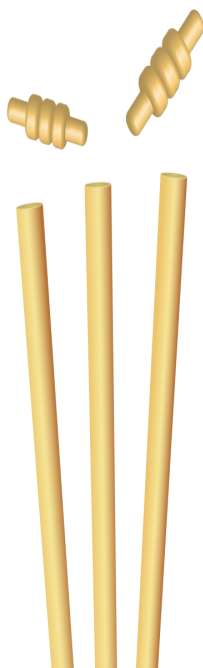
As some of you might have noticed the Easter break was very busy at Mayfield. The School driveway has been retarmacked and the overflow carpark has been given a new lease of life. The flower beds have been refreshed as well as beautiful hanging baskets to compliment the summer feel.

The running track has been freshly painted ready for (hopefully) hosting Sports Day later on this term.



Cricket

Upper II House Indoor Cricket competition. 30 minutes per inning or until all out.



1st Scott	61 runs
2nd Nightingale	49 runs
3rd Livingstone	28 runs

Top scorers

Yuvi B	28 runs
Aarav Sa	28 runs
Caleb N	22 runs
Harrison	18 runs
Aarav So	15 runs
Param K	11 runs
Ishani C	9 runs

Mixed Rounders competition will take place in the second half of term .

Sports Day

Subject to Government guidelines we are hoping that sports day will be able to go ahead before the end of the term.

Please do check the dates on the back cover for when the various sports days will take place. This year there will be three separate sessions for Early Years, Lower II & Form II then Upper II & Lower III. Should the guidance or dates change then we will update our social media sites with the most up-to-date information.

Swallows and Amazons

Form II have had great fun enjoying their Swallows and Amazon's tent building.

Wednesday 28th April

L.O. To write instructions

How to pitch a tent like a Swallow.

Have you ever wondered to what it was like to camp in the 1930's? Don't let your nerves get the best of you. Help is here. There are very simple instructions. If you like adventures then pitch this tent and join in on the magical journey of camping in the wilds.

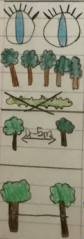
Equipment:

- marshmallows
- rope
- caravan
- ground sheet/waterproof sheet
- ropes, loop at seems to weigh down the tent
- sleeping bags

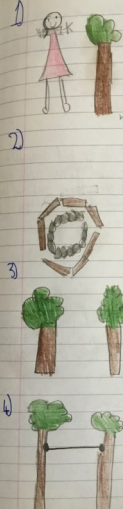
What to do

First

- 1) Look for your campsite. It needs to have trees so that you're sheltered from the wind and a flat area so you have a comfortable sleep. Also no brambles!
- 2) Secondly, find two trees approximately 4-50 metres apart.
- 3) Then, get your rope and firmly tie 2 strong knots and make sure the rope is taut, not slack.




- 1) Firstly, you need to find a safe, secure campsite. It has to have trees and has plants. Your campsite needs to be safe.
- 2) Secondly, find a place where to camp and to light it up. Remember camping isn't fun without marshmallows!
- 3) Then, search around for two trees close together. If it has brambles or stone between them, it will be quite uncomfortable.
- 4) Once you have found your two trees, tie your rope. It has to be tight. If your knot on the tree isn't strong, your tent will collapse and put a ground sheet under the rope on the ground, so you won't sleep uncomfortably.





Wednesday 28th April 2022

I.O.T with instructions

How to camp like an adventurous Swallow!

Have you ever been patient? ^{to be} How to camp like a swallow? Is your patience rewarded? Jump with excitement, forget about your patience because I will explain to you how to make a fantastic tent!

Equipment Needed:

- rope
- canvas
- ground sheet
- rocks, logs, or logs to weigh down the tent
- sleeping bags, socks and drinks like water or orange juice
- games and games
- a map of your place your camping
- marshmallows

What to do?



4.) Next, ^{pull} spread out your sheet of canvas and evenly spread it out over the rope.

5.) After that, get your groundsheet and spread it out underneath your canvas.


6.) Then, fill the pockets on the side of your canvas with stones.

7.) Climb into your tent and enjoy!

8.) Camp in your tent and roast those marshmallows!

West Midlands Safari Park

With the excitement of trips being back on, Transition have made this half-term's magazine cover! The children had a fabulous trip to West Midlands Safari Park!



Yesterday we went
 to the safari park on the
 bus. I sat next to the
 window Mrs White more
 we on the bus. When we
 got there we drove about
 looking at the animals. We
 saw a white tiger sleeping
 & but the cars were so up
 I saw a white lion. I saw
 lots of them. I saw
 lots of leopards with
 white spots. We saw rhinos
 elephants too. I had grapes
 and carrots crisps and peppers
 and a hot dog with no meat.
 While we were eating
 it started to rain. After
 penguins we saw penguins
 then we saw swimming
 some more and some
 we saw giant snakes lizards
 fish and dinosaurs. We saw
 a three hippos. Then a
 we started in front
 we saw a saber tooth
 cat Mrs Smith took I asked
 if we could look at the ice age
 but we had run out of time
 so sadly we had to go



Our trip
 yesterday we went the safari
 park on the coach. It was a
 nice rainy day I sat next to
 Mrs White on the coach.
 I went with Mrs White, Mrs White
 and Mrs Brown and Mrs Smith.
 When we got there we saw a
 crocodile. I saw a crocodile
 I saw a camel wearing a
 white scarf.
 The coach was very hot today.
 The elephant was eating
 food from the bucket.
 The birds were flying away from the
 coach.
 After looking at the animals
 I had lunch. I had a sandwich
 a packet of crisps some yogurt
 and a drink.
 Then we saw a snake a frog and
 a hippo and some penguins.
 Then we had to go back to school.
 I was so happy.



EYFS Mini Beasts

This half term **Kindergarten** have been learning about minibeasts. We talked about the habitats where they live. We found out crickets like sticks leaves and stones. We collected some materials to make habitats and Mrs Cadman brought us some crickets to look at. We have also observed some caterpillars make their chrysalis and then hatch into butterflies. We observed different kinds of spiders then made our own clay spiders.



Pre-Nursery enjoyed watching the changes of the caterpillars over time. We used the Very Hungry Caterpillar Book to help us with metamorphosis and also to learn the days of the week. We all loved watching the butterflies fly away. We were joined by Mrs Aubrook, our Early Years Governor.



Children made friends with some wriggly Morio worms that Mrs Cadman brought in for us to study. Bea was in her element because she is always digging for worms in Nursery garden.



Key Dates - 2021

These are the provisional dates for events happening next half term (please note they are dependent on lockdown restrictions being lifted).

* Start of Half Term	14th June
* LIII residential trip to Beaudesert	14th - 18th June
* Pre-Nursery Key Worker Parent Evenings	14th - 17th June
* New Kindergarten Parents' Evening	16th June
* Upper II trip to RAF Cosford	16th June
* Pre-Nursery trip to Bham Conservation Wildlife Park	18th June
* Form I trip to Botanical Gardens	22nd June
* Young Shakespeare Company 'Hamlet'	23rd June
* Lower II trip to Go Ape	24th June
* Early Years and KS1 Sports Day	25th June
* Reserve date for Early Years & KS1 Sports Day	30th June
* LII, FII, UII and LIII Sports Day	2nd July
* Form II trip to Sneyd Water Activity Centre	5th July
* Early Years Pirate Day	6th July
* Reserve LII, FII , UII & LIII Sports Day	7th July
* Moving Up Day	9th July
* Summer Garden Party	10th July
* Nursery & KG trip to Ash End Farm	12th July
* Parents Evening (optional)	12th July
* LIII Prizegiving & Performance to Parents	14th July
* Lower III Farewell Party at School	15th July
* End of Summer Term	16th July

Sutton Road, Walsall. WS1 2PD. Tel: 01922 624107 www.mayfieldprep.co.uk



@mayfieldprepschool



@mayfield_prep